

Supergroup 8 – Northern Ireland Countryside (1.1% of the UK population)

The members of this supergroup are located in western Northern Ireland. This supergroup comprises of only one group (one subgroup). Omagh is the most typical local authority district (LAD) in this supergroup and Derry is the least typical. In this supergroup:

The variables with a proportion far below the national average are ¹

- households with two adults and no dependent children
- people who are separated, widowed or divorced
- women who work part time
- households with one person who is a pensioner
- people who are aged 45 to 64.

The variables with a proportion close to the national average are ²

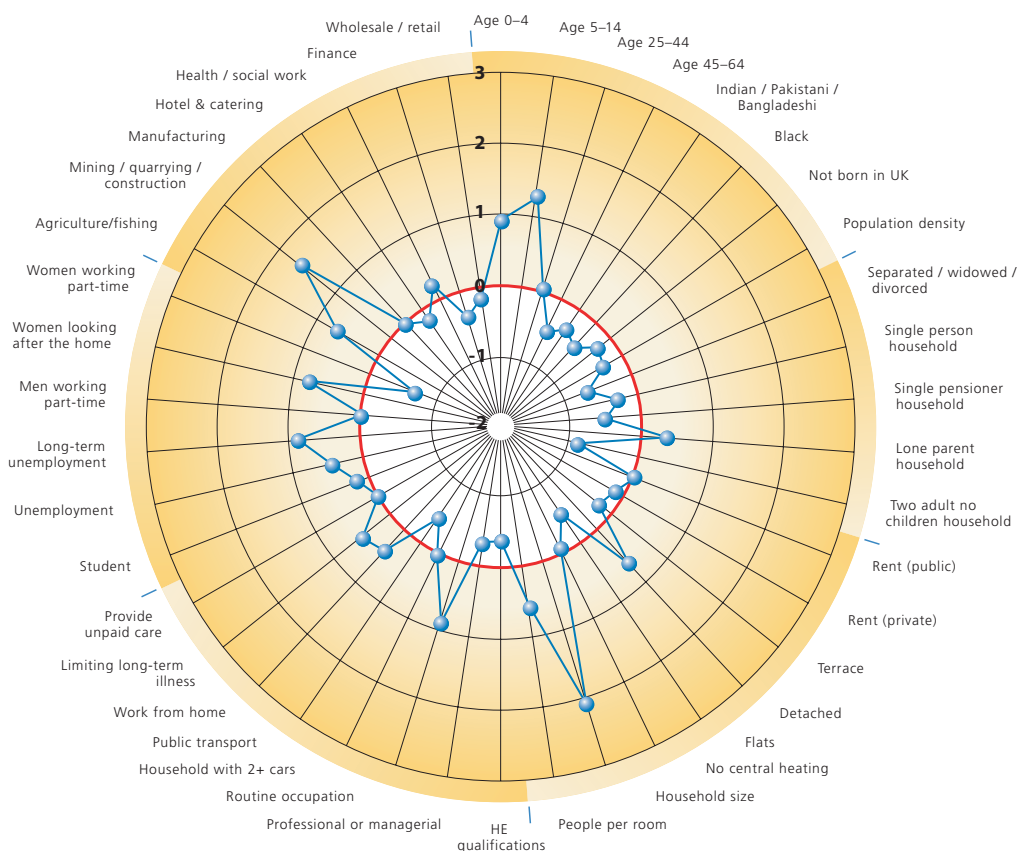
- people who work in manufacturing
- men who work part time
- people who provide unpaid care
- household spaces rented from the public sector
- people who are aged 25 to 44
- households with two or more cars.

The variables with a proportion far above the national average are ³

- people of working age suffering from limiting long-term illness
- average number of people per room
- household spaces which are detached
- people who work in agriculture or fishing
- women who look after the home
- people who are long-term unemployed
- people who are aged 0 to 4
- people who work in routine occupations
- people who are aged 5 to 14
- people who work in mining, quarrying or construction
- household size.

Northern Ireland Countryside

Range-standardised difference from the **UK mean**. Positive values show an above average level of the population and negative values show a below average level of the population



1. For a variable to be 'far below average' it must have a difference of more than 0.5 below the UK mean.
2. For a variable to be 'close to the average' it must have a difference less than 0.05 either above or below the mean.
3. For a variable to be 'far above average' it must have a difference of more than 0.5 above the UK mean.

Group 8.13 – Northern Ireland Countryside (1.1% of the UK population)

The members of this group are located in western Northern Ireland. Omagh is the most typical LAD in this group and Derry is the least typical. In this group:

The variables with a proportion far below the national average are ¹

- households with two adults and no dependent children
- people who are separated, widowed or divorced
- women who work part time
- households with one person who is a pensioner
- people who are aged 45 to 64.

The variables with a proportion close to the national average are ²

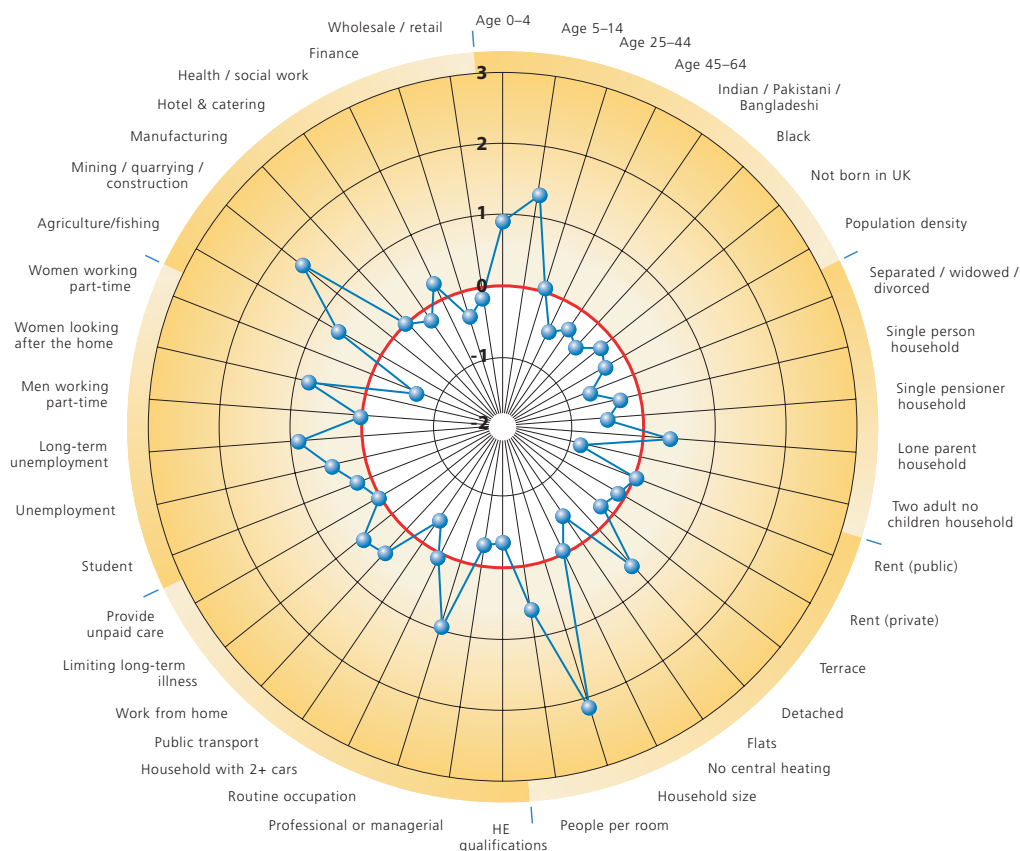
- people who work in manufacturing
- men who work part time
- people who provide unpaid care
- household spaces rented from the public sector
- people who are aged 25 to 44
- households with two or more cars.

The variables with a proportion far above the national average are ³

- people of working age suffering from limiting long-term illness
- average number of people per room
- household spaces which are detached
- people who work in agriculture or fishing
- women who look after the home
- people who are long-term unemployed
- people who are aged 0 to 4
- people who work in routine occupations
- people who are aged 5 to 14
- people who work in mining, quarrying or construction
- household size.

Northern Ireland Countryside

Range-standardised difference from the **UK mean**. Positive values show an above average level of the population and negative values show a below average level of the population



1. For a variable to be 'far below average' it must have a difference of more than 0.5 below the UK mean.
2. For a variable to be 'close to the average' it must have a difference less than 0.05 either above or below the mean.
3. For a variable to 'far above average' it must have a difference of more than 0.5 above the UK mean.

Subgroup 8.13.14 – Northern Ireland Countryside - A (1.1% of the UK population)

The members of this subgroup are located in western Northern Ireland. Omagh is the most typical LAD in this subgroup and Derry the least typical. In this subgroup:

The variables with a proportion far below the national average are ¹

- households with two adults and no dependent children
- people who are separated, widowed or divorced
- women who work part time
- households with one person who is a pensioner
- people who are aged 45 to 64.

The variables with a proportion close to the national average are ²

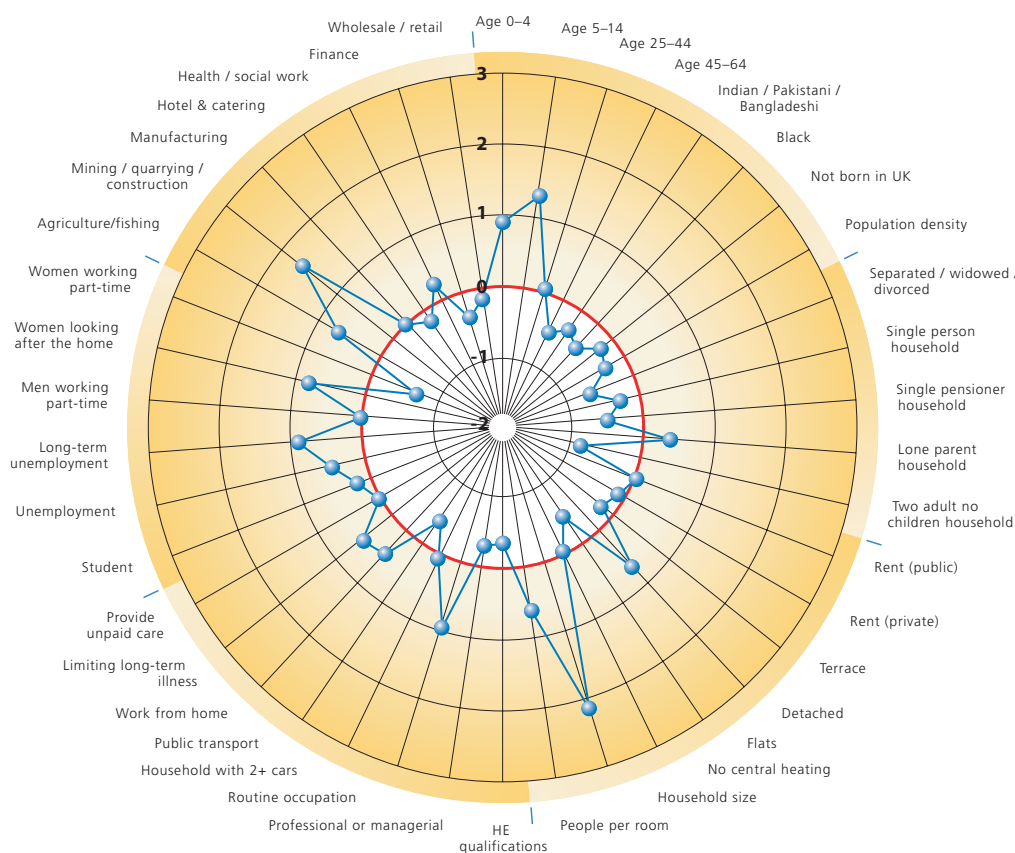
- people who work in manufacturing
- men who work part time
- people who provide unpaid care
- household spaces rented from the public sector
- people who are aged 25 to 44
- households with two or more cars.

The variables with a proportion far above the national average are ³

- people of working age suffering from limiting long-term illness
- average number of people per room
- household spaces which are detached
- people who work in agriculture or fishing
- women who look after the home
- people who are long-term unemployed
- people who are aged 0 to 4
- people who work in routine occupations
- people who are aged 5 to 14
- people who work in mining, quarrying or construction
- household size.

Northern Ireland Countryside - A

Range-standardised difference from the **UK mean**. Positive values show an above average level of the population and negative values show a below average level of the population



1. For a variable to be 'far below average' it must have a difference of more than 0.5 below the UK mean.
2. For a variable to be 'close to the average' it must have a difference less than 0.05 either above or below the mean.
3. For a variable to 'far above average' it must have a difference of more than 0.5 above the UK mean.