

Supergroup 3 – London Centre (2.3% of the UK population)

The members of this supergroup are all located in Inner London. This supergroup contains only one group (containing two subgroups). Hammersmith and Fulham is the most typical local authority district (LAD) in this supergroup and Tower Hamlets is the least typical. In this supergroup:

The variables with a proportion far below the national average are ¹

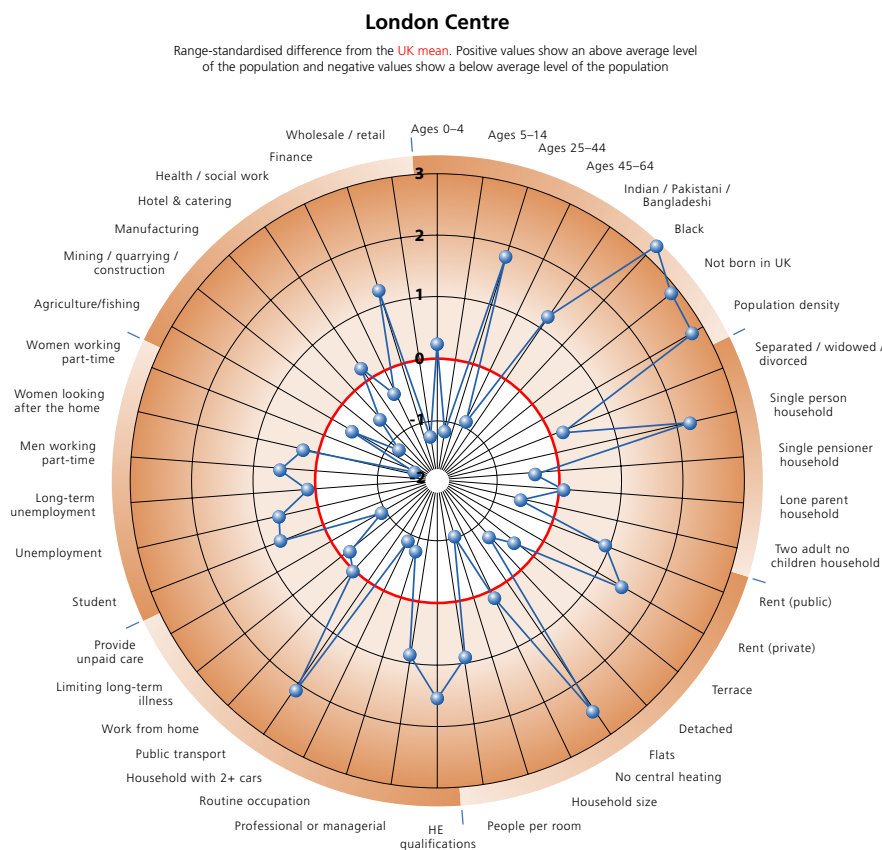
- women who work part time
- people who work in wholesale or retail
- people who are aged 5 to 14
- people who work in mining, quarrying or construction
- household size
- people who provide unpaid care
- people who are aged 45 to 64
- households with two or more cars
- people who work in routine occupations
- household spaces which are detached
- people who work in manufacturing
- households with two adults and no dependent children.

The only variable with a proportion close to the national average is people who work mainly from home ²

The variables with a proportion far above the national average are ³

- men who work part time

- people who are unemployed
- people who are students
- people who work in professional or managerial occupations
- average number of people per room
- household spaces rented from the public sector
- people identifying as Indian, Pakistani or Bangladeshi
- people who work in the finance industry
- household spaces rented from the private sector
- people with a higher education qualification
- people who are aged 25 to 44
- people who travel to work using public transport
- households with one person (who is not a pensioner)
- population density
- household spaces which are flats
- people who are not born in the UK
- people identifying as black.



1. For a variable to be 'far below average' it must have a difference of more than 0.5 below the UK mean.
2. For a variable to be 'close to the average' it must have a difference less than 0.05 either above or below the mean.
3. For a variable to be 'far above average' it must have a difference of more than 0.5 above the UK mean.

Group 3.5 – London Centre (2.3% of the UK population)

The members of this group are all located in Inner London, Hammersmith and Fulham is the most typical LAD in this group and Tower Hamlets is the least typical. In this group:

The variables with a proportion far below the national average are ¹

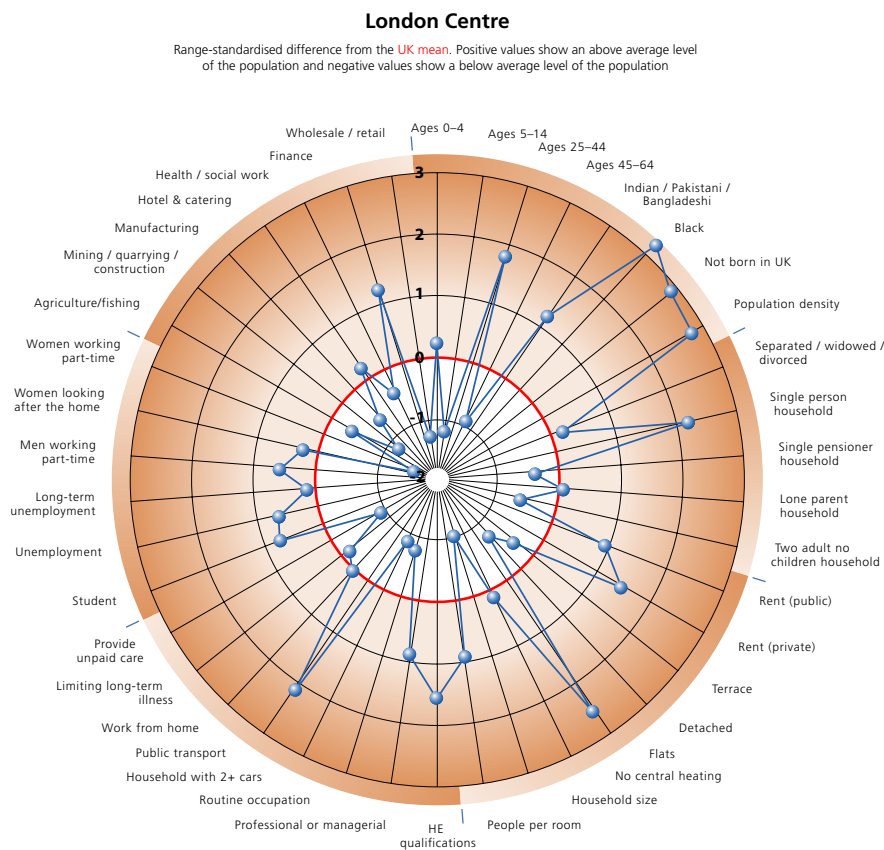
- women who work part time
- people who work in wholesale or retail
- people who are aged 5 to 14
- people who work in mining, quarrying or construction
- household size
- people who provide unpaid care
- people who are aged 45 to 64
- households with two or more cars
- people who work in routine occupations
- household spaces which are detached
- people who work in manufacturing
- households with two adults and no dependent children.

The only variable with a proportion close to the national average is people who work mainly from home ²

The variables with a proportion far above the national average are ³

- men who work part time

- people who are unemployed
- people who are students
- people who work in professional or managerial occupations
- average number of people per room
- household spaces rented from the public sector
- people identifying as Indian, Pakistani or Bangladeshi
- people who work in the finance industry
- household spaces rented from the private sector
- people with a higher education qualification
- people who are aged 25 to 44
- people who travel to work using public transport
- households with one person (who is not a pensioner)
- population density
- household spaces which are flats
- people who are not born in the UK
- people identifying as black.



1. For a variable to be 'far below average' it must have a difference of more than 0.5 below the UK mean.
2. For a variable to be 'close to the average' it must have a difference less than 0.05 either above or below the mean.
3. For a variable to be 'far above average' it must have a difference of more than 0.5 above the UK mean.

Subgroup 3.5.9 – London Centre - B (0.3% of the UK population)

The only member of this subgroup is Tower Hamlets. In this subgroup:

The variables with a proportion far below the national average are ¹

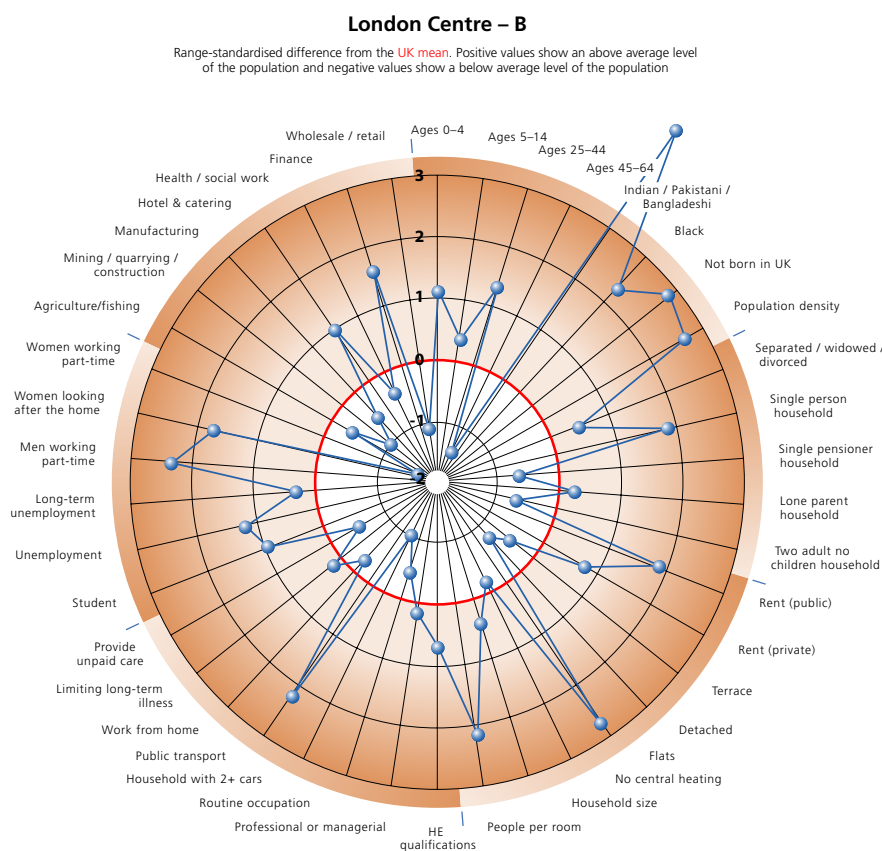
- women who work part time
- people who are aged 45 to 64
- people who work in wholesale or retail
- people who work in mining, quarrying or construction
- households with two or more cars
- household spaces which are detached
- households with two adults and no dependent children
- households with one person who is a pensioner
- people who work in manufacturing
- people who provide unpaid care
- household spaces which are terraced.

There are no variables with a proportion close to the national average ²

The variables with a proportion far above the national average are ³

- people with a higher education qualification
- household spaces rented from the private sector

- people who are students
- people who work in the hotel or catering industry
- people who are aged 0 to 4
- people who are unemployed
- people who are aged 25 to 44
- people who work in the finance industry
- women who look after the home
- households with one person (who is not a pensioner)
- household spaces rented from the public sector
- average number of people per room
- people who travel to work using public transport
- people identifying as black
- men who work part time
- population density
- household spaces which are flats
- people who are not born in the UK
- people identifying as Indian, Pakistani or Bangladeshi.



1. For a variable to be 'far below average' it must have a difference of more than 0.5 below the UK mean.

2. For a variable to be 'close to the average' it must have a difference less than 0.05 either above or below the mean.

3. For a variable to be 'far above average' it must have a difference of more than 0.5 above the UK mean.