

Supergroup 7 – Mining and Manufacturing (20.6% of the UK population)

The members of this supergroup are located throughout the United Kingdom. This supergroup comprises of two groups, Industrial Hinterlands and Manufacturing Towns, which both contain two subgroups. Halton and St Helens is the most typical health area in this supergroup and Hull is the least typical. In this supergroup:

The variables with a proportion far below the national average¹ are:

- People who identify themselves as Black African, Black Caribbean or Other Black
- People who were not born in the United Kingdom.

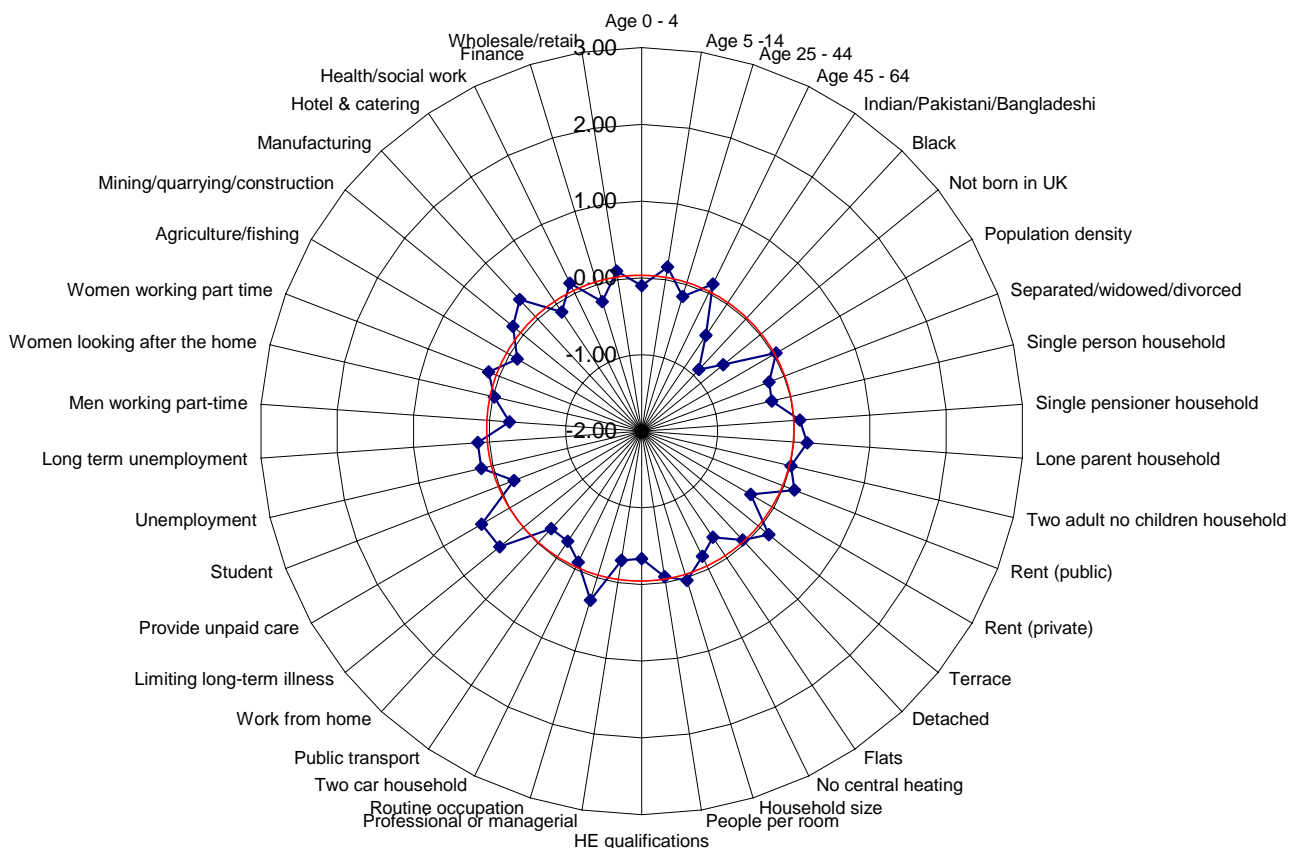
The variables with a proportion close to the national average² are:

- Population density
- Households with two adults and no dependent children
- Average household size
- Women who look after their home or family.

There are no variables with a proportion far above the national average.³

Mining and Manufacturing

Range-standardised difference from the UK mean. Positive values show an above average level of the population and negative values show a below average level of the population



1. For a variable to be 'far below average' it must have a difference of more than 0.5 below the UK mean.
2. For a variable to be 'close to the average' it must have a difference of less than 0.05 above or below the UK mean.
3. For a variable to be 'far above average' it must have a difference of more than 0.5 above the UK mean.

Group 7.11 – Industrial Hinterlands (11.3% of the UK population)

The members of this group cover areas in northern England, with a belt through south Wales. Sunderland is the most typical health area in this group and Hull is the least typical. In this group:

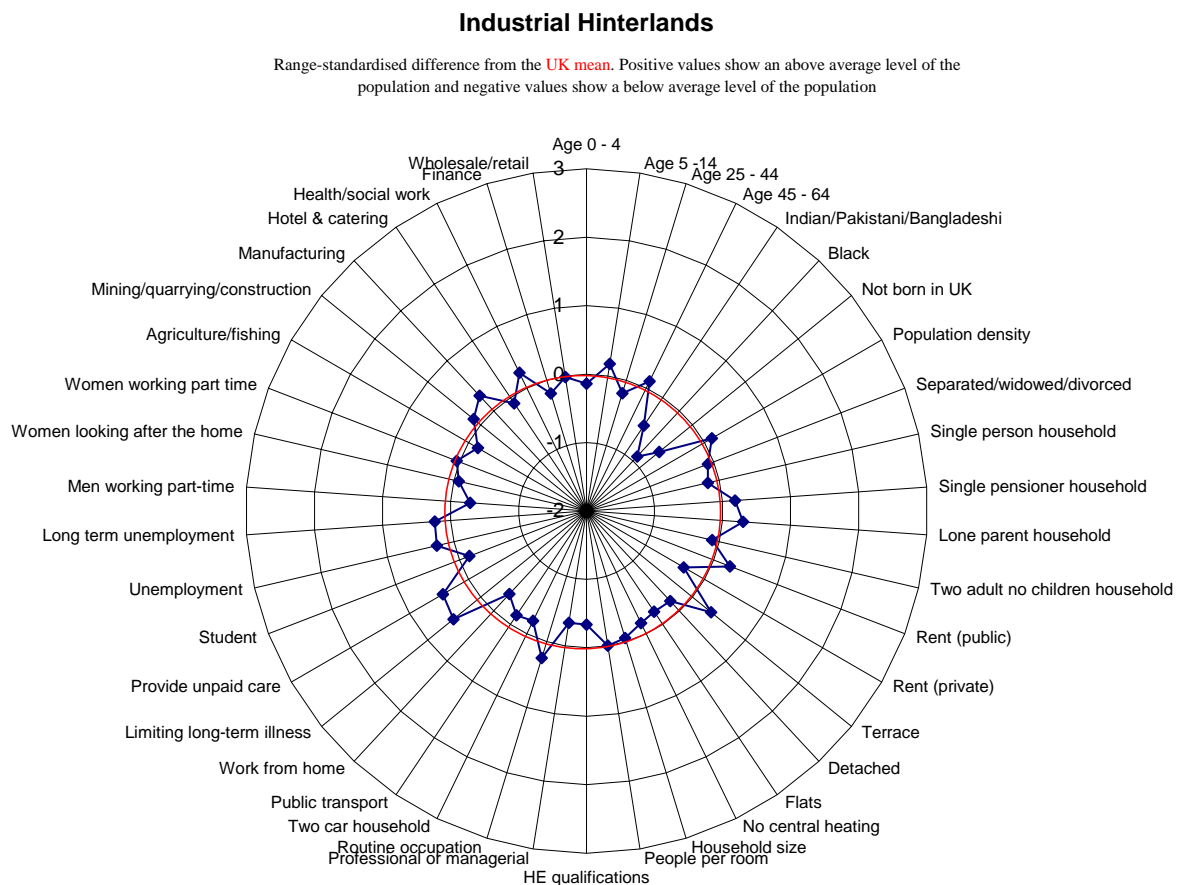
The variables with a proportion far below the national average¹ are:

- People who identify themselves as Black African, Black Caribbean or Other Black
- People who were not born in the United Kingdom.

The variables with a proportion close to the national average² are:

- Average number of people per room
- Women who work part-time
- People who work in wholesale or retail.

The only variable with a proportion far above the national average³ is people of working age with a limiting long-term illness.



1. For a variable to be 'far below average' it must have a difference of more than 0.5 below the UK mean.
2. For a variable to be 'close to the average' it must have a difference of less than 0.05 above or below the UK mean.
3. For a variable to be 'far above average' it must have a difference of more than 0.5 above the UK mean.

Group 7.12 – Manufacturing Towns (9.3% of the UK population)

The members of this group are located in southern Yorkshire, northern East Midlands and eastern Northern Ireland. Rotherham is the most typical health area in this group and Northern is the least typical. In this group:

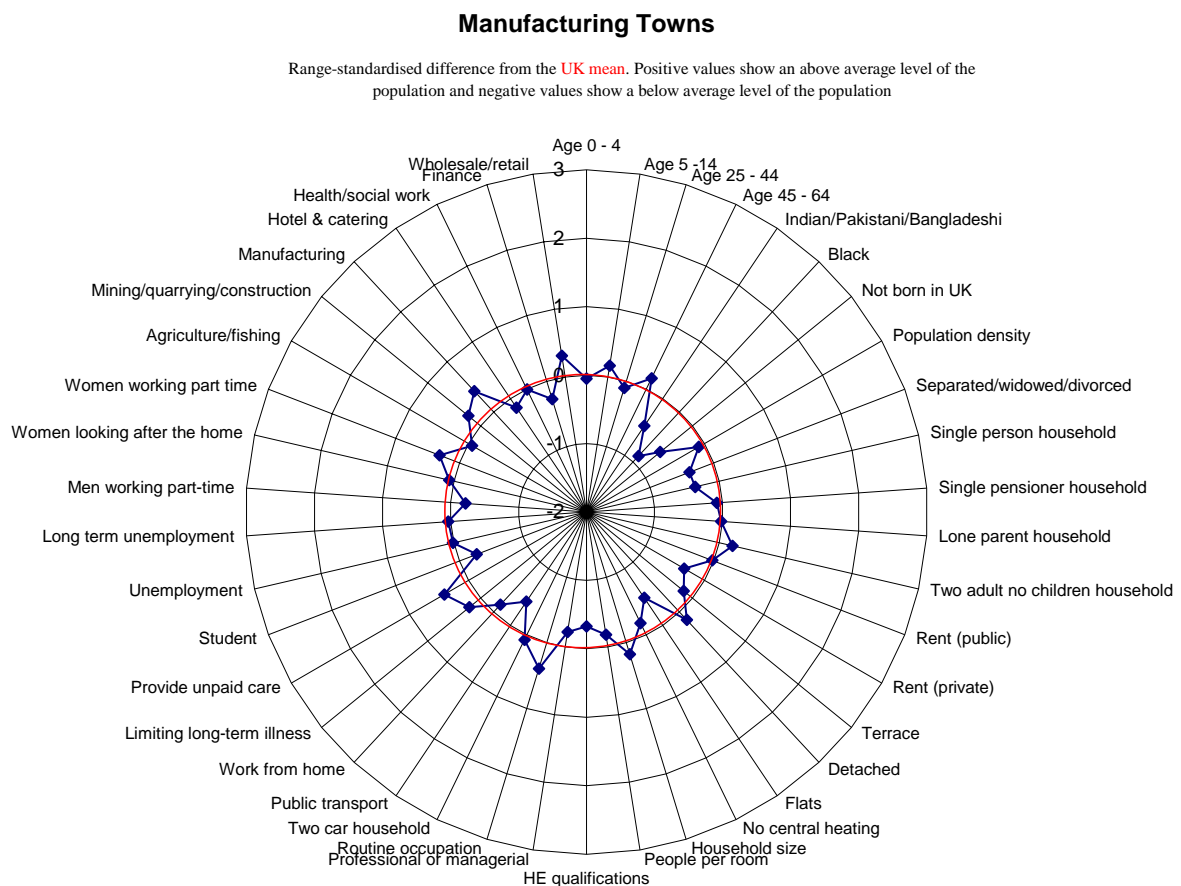
The variables with a proportion far below the national average¹ are:

- People who identify themselves as Black African, Black Caribbean or Other Black
- People who were not born in the United Kingdom.

The variables with a proportion close to the national average² are:

- Children aged four or under
- People who live in a lone parent household
- People who rent their accommodation from the public sector
- People who are unemployed
- People who are long-term unemployed
- People who work in health or social care.

There are no variables with a proportion far above the national average.³



1. For a variable to be 'far below average' it must have a difference of more than 0.5 below the UK mean.
2. For a variable to be 'close to the average' it must have a difference of less than 0.05 above or below the UK mean.
3. For a variable to be 'far above average' it must have a difference of more than 0.5 above the UK mean.

Subgroup 7.11.20 – Industrial Hinterlands - A (7.6% of the UK population)

The members of this subgroup are located in south Wales and northern England. Halton and St Helens is the most typical health area in this subgroup and Hull is the least typical. In this subgroup:

The variables with a proportion far below the national average¹ are:

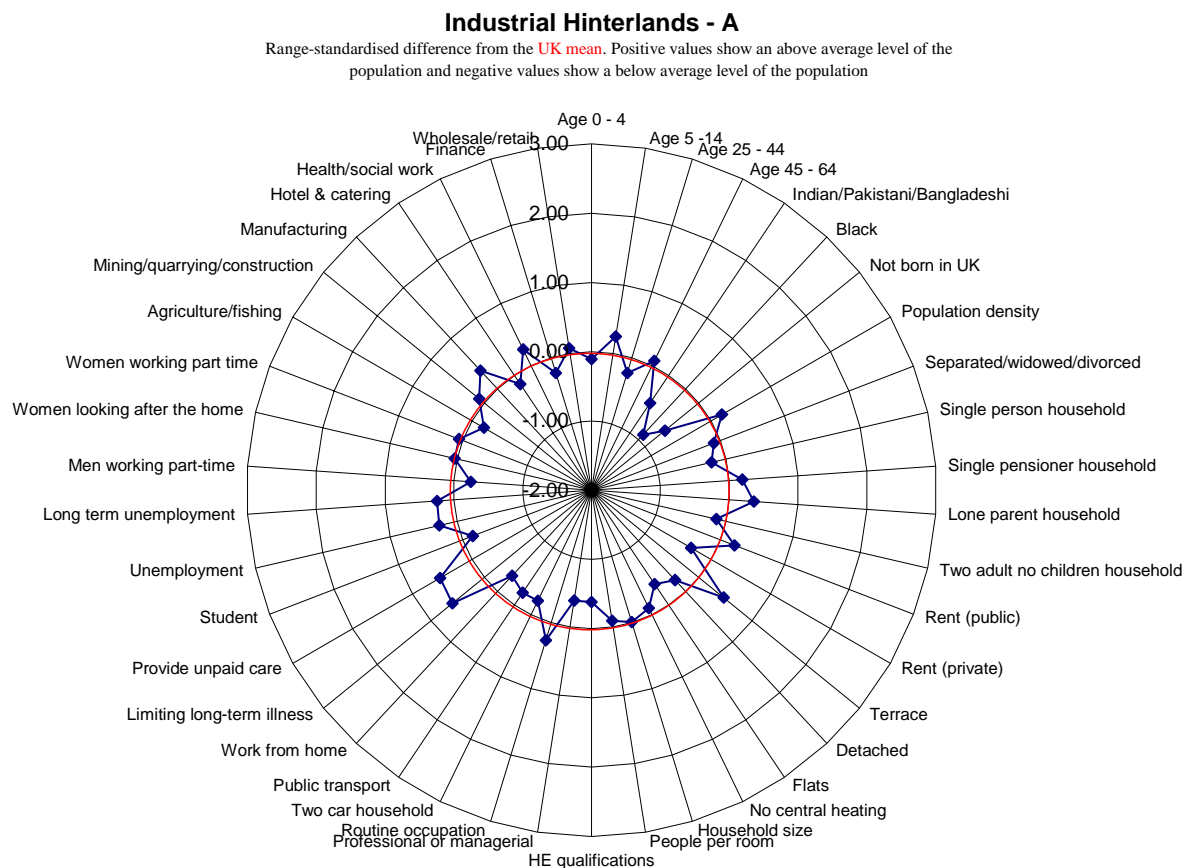
- People who identify themselves as Black African, Black Caribbean or Other Black
- People who were not born in the United Kingdom.

The variables with a proportion close to the national average² are:

- Average household size
- Women who look after their home or family.

The variables with a proportion far above the national average³ are:

- People of working age with a limiting long-term illness
- People who provide unpaid care.



1. For a variable to be 'far below average' it must have a difference of more than 0.5 below the UK mean.
2. For a variable to be 'close to the average' it must have a difference of less than 0.05 above or below the UK mean.
3. For a variable to be 'far above average' it must have a difference of more than 0.5 above the UK mean.

Subgroup 7.11.21 – Industrial Hinterlands - B (3.7% of the UK population)

The members of this subgroup are located in central Scotland and Tyneside. Fife is the most typical health area in this subgroup and North Tyneside is the least typical. In this subgroup:

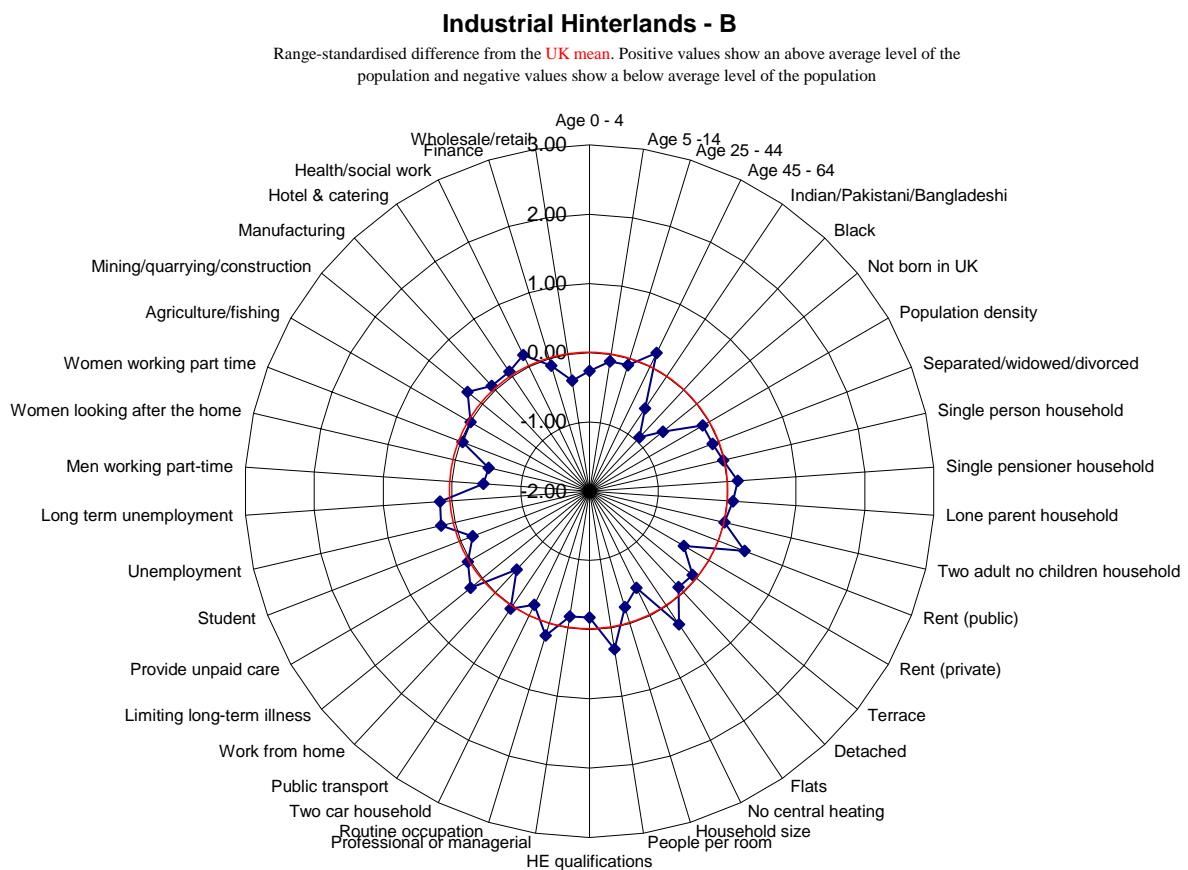
The variables with a proportion far below the national average¹ are:

- People who identify themselves as Indian, Pakistani, Bangladeshi or Other Asian
- People who identify themselves as Black African, Black Caribbean or Other Black
- People who were not born in the United Kingdom.

The variables with a proportion close to the national average² are:

- People who live alone and are not a pensioner
- Households with two adults and no dependent children
- People who take public transport to work
- People who provide unpaid care
- Women who work part-time
- People who work in agriculture.

There are no variables with a proportion far above the national average.³



1. For a variable to be 'far below average' it must have a difference of more than 0.5 below the UK mean.
2. For a variable to be 'close to the average' it must have a difference of less than 0.05 above or below the UK mean.
3. For a variable to be 'far above average' it must have a difference of more than 0.5 above the UK mean.

Subgroup 7.12.22 – Manufacturing Towns - A (7.5% of the UK population)

The members of this subgroup are located in southern Yorkshire, northern East Midlands and Wales. Rotherham is the most typical health area in this subgroup and North East Lincolnshire is the least typical. In this subgroup:

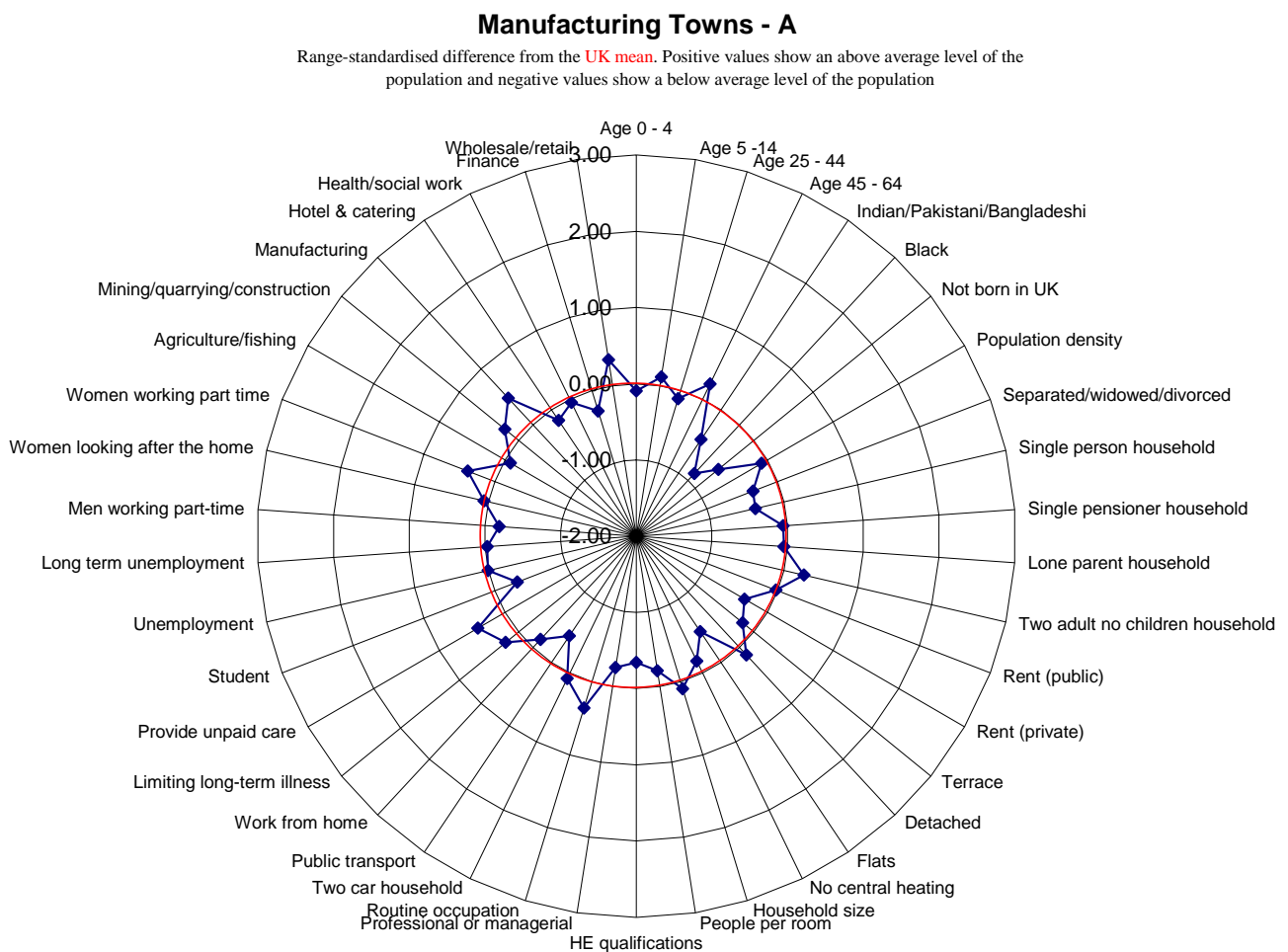
The variables with a proportion far below the national average¹ are:

- People who identify themselves as Black African, Black Caribbean or Other Black
- People who were not born in the United Kingdom.

The variables with a proportion close to the national average² are:

- People who rent their accommodation from the public sector
- People who are unemployed
- People who are long-term unemployed
- People who work in health or social care.

There are no variables with a proportion far above the national average.³



1. For a variable to be 'far below average' it must have a difference of more than 0.5 below the UK mean.
2. For a variable to be 'close to the average' it must have a difference of less than 0.05 above or below the UK mean.
3. For a variable to be 'far above average' it must have a difference of more than 0.5 above the UK mean.

Subgroup 7.12.23 – Manufacturing Towns - B (1.9% of the UK population)

The members of this subgroup are located in eastern Northern Ireland. In this subgroup:

The variables with a proportion far below the national average¹ are:

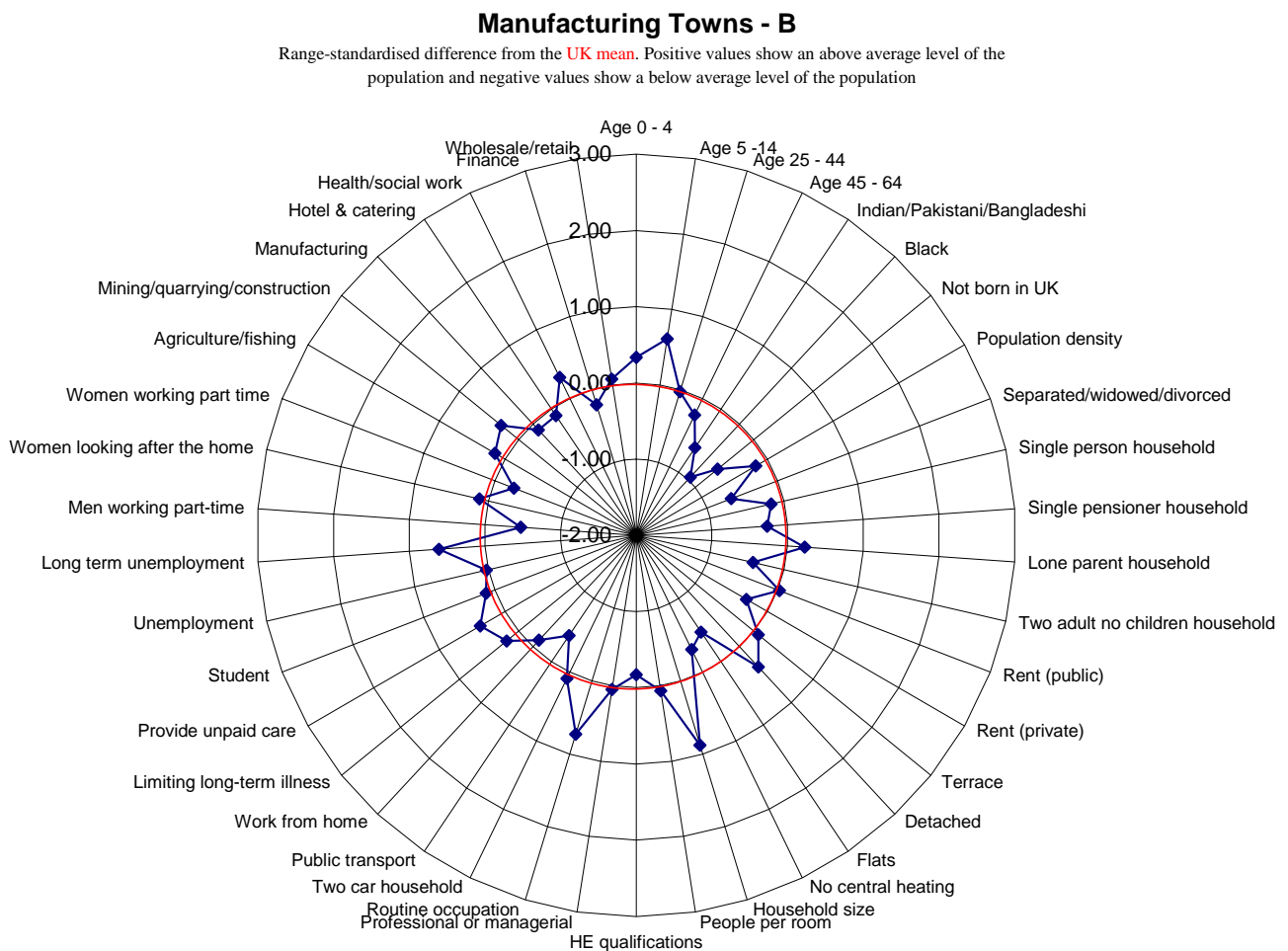
- People who identify themselves as Indian, Pakistani, Bangladeshi or Other Asian
- People who identify themselves as Black African, Black Caribbean or Other Black
- People who were not born in the United Kingdom
- People who are separated, widowed or divorced.

The variables with a proportion close to the national average² are:

- People aged between 25 and 44
- People who rent their accommodation from the public sector
- People who work in a professional or managerial occupation
- People who are unemployed.

The variables with a proportion far above the national average³ are:

- People aged between five and 14
- Average household size
- People who work in a routine occupation
- People who are long-term unemployed.



1. For a variable to be 'far below average' it must have a difference of more than 0.5 below the UK mean.
2. For a variable to be 'close to the average' it must have a difference of less than 0.05 above or below the UK mean.
3. For a variable to be 'far above average' it must have a difference of more than 0.5 above the UK mean.