

Group 6.10 – Coastal and Countryside (8.7% of the UK population)

The members of this group are located around the coast of Great Britain and in some inland areas. Devon is the most typical health area in this group and Blackpool is the least typical. In this group:

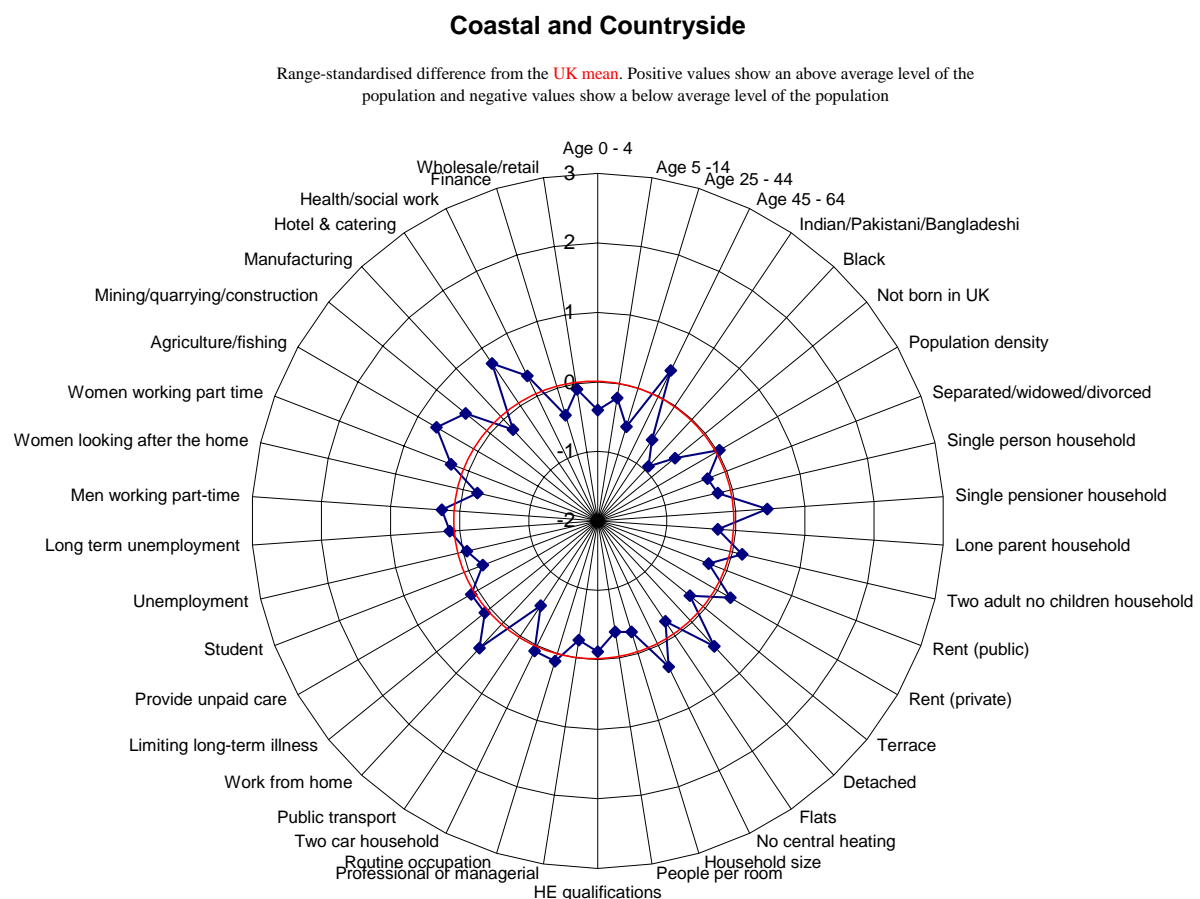
The variables with a proportion far below the national average¹ are:

- People aged between 25 and 44
- People who identify themselves as Indian, Pakistani, Bangladeshi or Other Asian
- People who identify themselves as Black African, Black Caribbean or Other Black
- People who were not born in the United Kingdom
- People who take public transport to work.

The only variable with a proportion close to the national average² is population density.

The variables with a proportion far above the national average³ are:

- People who work from home
- People who work in agriculture
- People who work in the hotel or catering trades.



1. For a variable to be 'far below average' it must have a difference of more than 0.5 below the UK mean.
2. For a variable to be 'close to the average' it must have a difference of less than 0.05 above or below the UK mean.
3. For a variable to be 'far above average' it must have a difference of more than 0.5 above the UK mean.

Subgroup 6.10.17 – Coastal and Countryside - A (2.2% of the UK population)

The members of this subgroup are in England and Wales. Devon is the most typical health area in this subgroup and Ceredigion is the least typical. In this subgroup:

The variables with a proportion far below the national average¹ are:

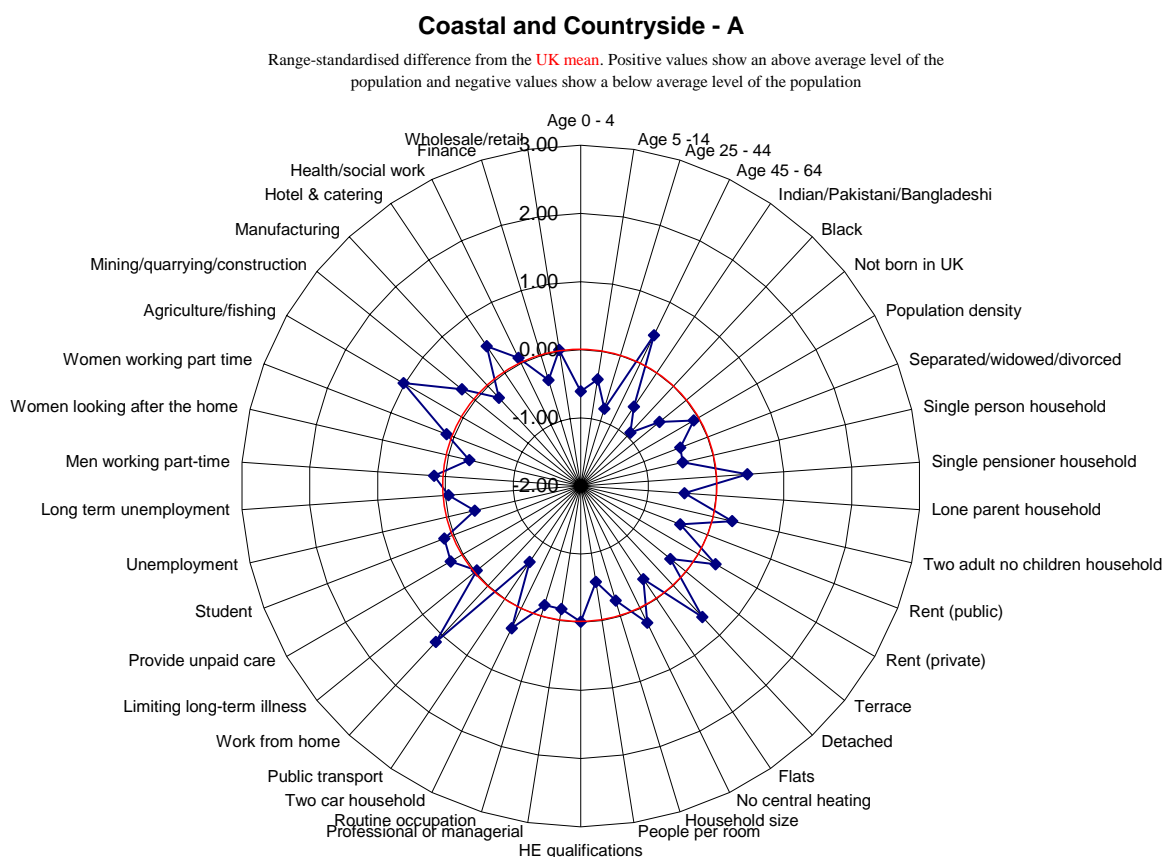
- Children aged four or under
- People aged between 25 and 44
- People who identify themselves as Indian, Pakistani, Bangladeshi or Other Asian
- People who identify themselves as Black African, Black Caribbean or Other Black
- People who were not born in the United Kingdom
- Average number of people per room
- People who take public transport to work.

The variables with a proportion close to the national average² are:

- People with a higher education qualification
- People of working age with a limiting long-term illness
- People who are long-term unemployed
- People who work in the wholesale or retail industries.

The variables with a proportion far above the national average³ are:

- People who live in a detached house
- People who work from home
- People who work in agriculture.



1. For a variable to be 'far below average' it must have a difference of more than 0.5 below the UK mean.
2. For a variable to be 'close to the average' it must have a difference of less than 0.05 above or below the UK mean.
3. For a variable to be 'far above average' it must have a difference of more than 0.5 above the UK mean.

Subgroup 6.10.18 – Coastal and Countryside - B (4.7% of the UK population)

The members of this subgroup are on the English and Welsh Coast. Cornwall and the Isles of Scilly is the most typical health area in this subgroup and Blackpool is the least typical. In this subgroup:

The variables with a proportion far below the national average¹ are:

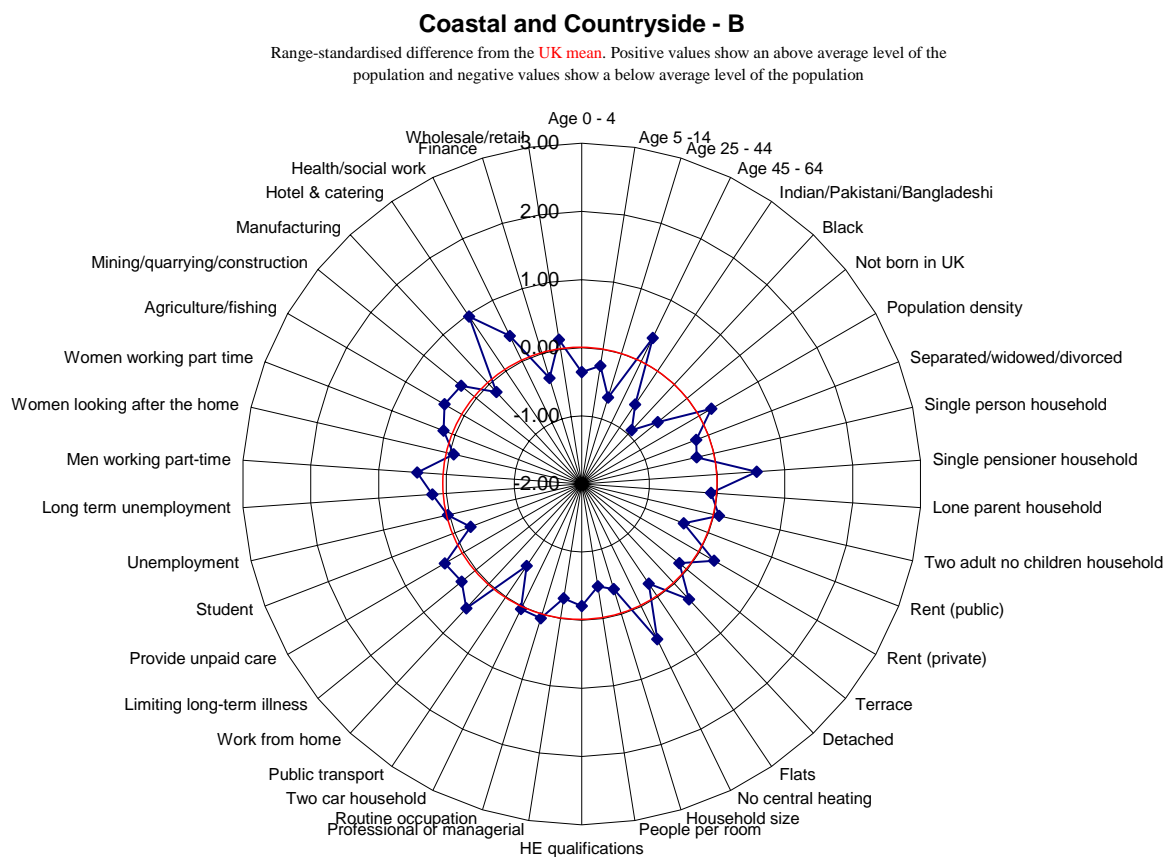
- People aged between 25 and 44
- People who identify themselves as Indian, Pakistani, Bangladeshi or Other Asian
- People who identify themselves as Black African, Black Caribbean or Other Black
- People who were not born in the United Kingdom
- People who take public transport to work.

The variables with a proportion close to the national average² are:

- People who live in a two car household
- People who are unemployed.

The variables with a proportion far above the national average³ are:

- Pensioners who live alone
- People with no central heating
- People who work in the hotel or catering trades.



1. For a variable to be 'far below average' it must have a difference of more than 0.5 below the UK mean.
2. For a variable to be 'close to the average' it must have a difference of less than 0.05 above or below the UK mean.
3. For a variable to be 'far above average' it must have a difference of more than 0.5 above the UK mean.

Subgroup 6.10.19 – Coastal and Countryside - C (1.8% of the UK population)

The members of this subgroup are located in Scotland. Dumfries and Galloway is the most typical health area in this subgroup and Grampian is the least typical. In this subgroup:

The variables with a proportion far below the national average¹ are:

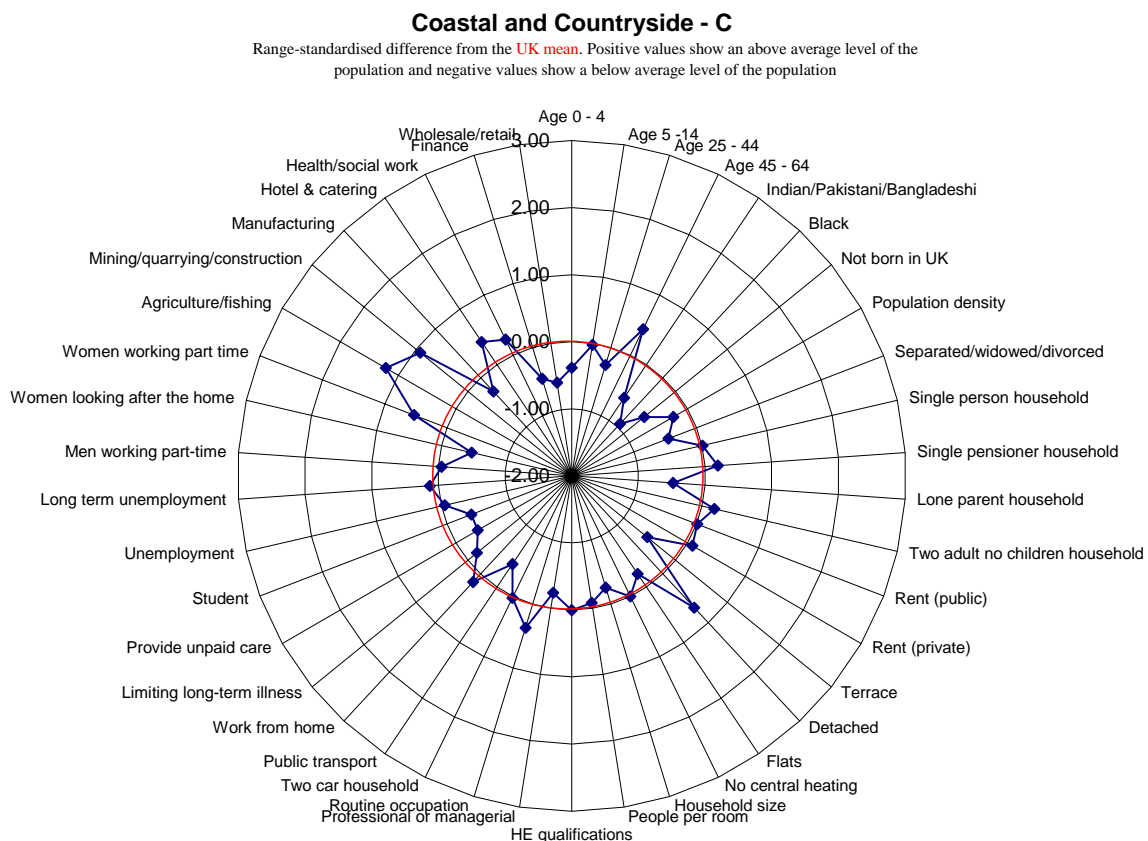
- People who identify themselves as Indian, Pakistani, Bangladeshi or Other Asian
- People who identify themselves as Black African, Black Caribbean or Other Black
- People who were not born in the United Kingdom
- People who live in a terraced house
- People who work in wholesale or retail.

The variables with a proportion close to the national average² are:

- People aged between five and 14
- People who live alone who are not pensioners
- People who rent accommodation from the public sector
- People without central heating
- People with a higher education qualification
- People who live in a two car household
- People who are unemployed
- Men who work part-time.

The variables with a proportion far above the national average³ are:

- People who live in a detached house
- Women who work part-time
- People who work in agriculture
- People who work in mining, quarrying or construction.



1. For a variable to be 'far below average' it must have a difference of more than 0.5 below the UK mean.
2. For a variable to be 'close to the average' it must have a difference of less than 0.05 above or below the UK mean.
3. For a variable to be 'far above average' it must have a difference of more than 0.5 above the UK mean.